



## Roo Light

design *Monica Graffeo*

Le superfici concave e convesse del vaso creano una luce morbida e sensuale che si accende all'imbrunire e illumina la notte.

*The concave and convex pot's surfaces create a soft and sensual light that switches on at sunset and light up the night.*

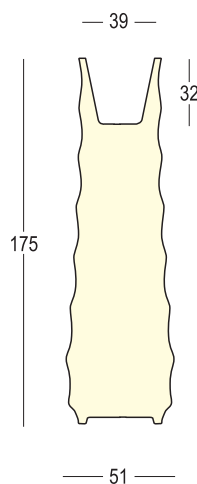
### Roo Light Indoor

#### Vaso/Vase - Art. 8235

Roo Light predisposto per Kit luce per **Interni**/  
*Roo Light, intended for Indoor Light Kit*

#### Colori/Colours

98  
Neutro  
*Neutral*

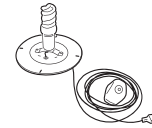


#### Kit Luce/Light Kit - Art. A4183

Kit Luce per **Interni**/  
*Indoor Light Kit*

#### Dettagli/Details

Cavo trasparente/*Transparent cable*  
Pulsantiera a pedale/*Foot switch*  
Spina europea bipolare/*European bipolar plug*  
Predisposizione per base di stabilizzazione/  
*Arrangement for stability base*  
(base consigliata Ø 510 mm/*recommended base Ø510 mm*)



#### Luce/Light

1 x 20 W



### Roo Light Outdoor

#### Vaso/Vase - Art. 9235

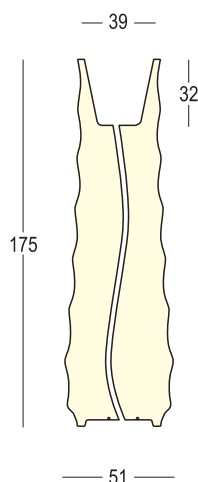
Roo Light predisposto per Kit luce per **Esterni**/  
*RooLight, intended for Outdoor Light Kit*

#### Dettagli/Details

Tubo di drenaggio/  
*Drainage pipe*

#### Colori/Colours

98  
Neutro  
*Neutral*



#### Kit Luce/Light Kit - Art. A4182

Kit Luce per **Esterni**/  
*Outdoor Light Kit*

#### Dettagli/Details

Guscio in policarbonato/*Polycarbonate shell*  
Guarnizione a tenuta/*Gasket seal*  
Cavo nero/*Black cable*  
Spina Shuko antispruzzo/*Anti-splash Shuko plug*  
Predisposizione per base di stabilizzazione/  
*Arrangement for stability base*  
(base consigliata Ø 510 mm/*recommended base Ø510 mm*)



#### Luce/Light

1 x 20 W

